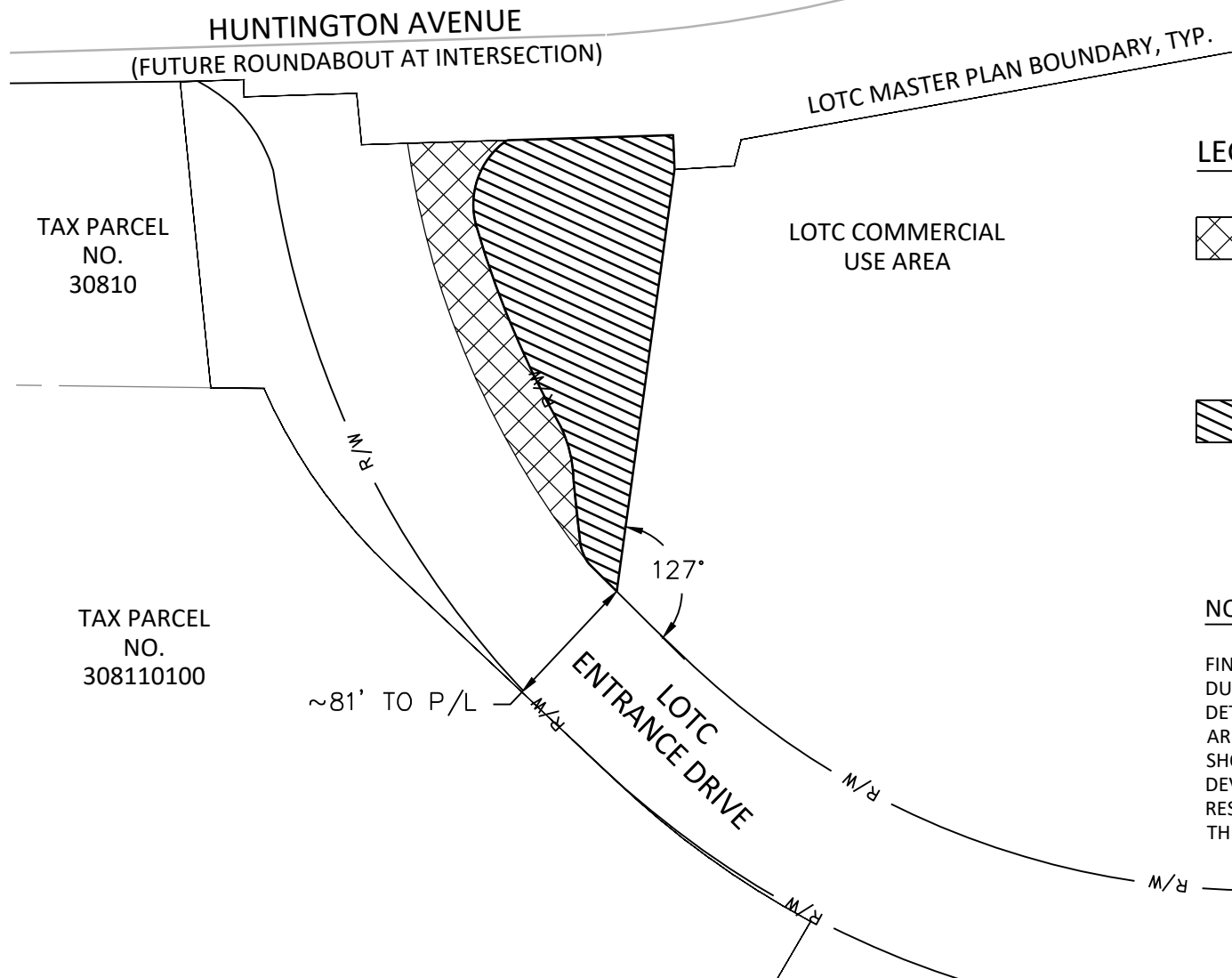




SCALE: 1" = 100'



LEGEND

 ROW DEDICATION FOR SINGLE-LANE ROUNDABOUT (APPROX. 0.2 ACRES)

 CONCEPTUAL ROW SET-ASIDE FOR FUTURE 2-LANE ROUNDABOUT (APPROX. 0.5 ACRES)

NOTE:

FINAL SIZE AND ROW DIMENSIONS FOR DUAL-CIRCULATING ROUNDABOUT TO BE DETERMINED AT THE TIME IMPROVEMENTS ARE DEEMED NECESSARY. SET-ASIDE AREA SHOWN HEREIN IS SCHEMATIC ONLY. DEVELOPMENT WITHIN THIS AREA SHALL BE RESTRICTED TO THE STANDARDS OUTLINED IN THE DEVELOPMENT AGREEMENT.

LANDING ON THE COWLITZ